

# PFW955SPWGN/PFW955SPWDS

## GE Profile™ 5.5 cu. ft. Capacity Smart Front Load ENERGY STAR® Steam Washer with UltraFresh™ Vent System Plus and Smart Wash + Rinse

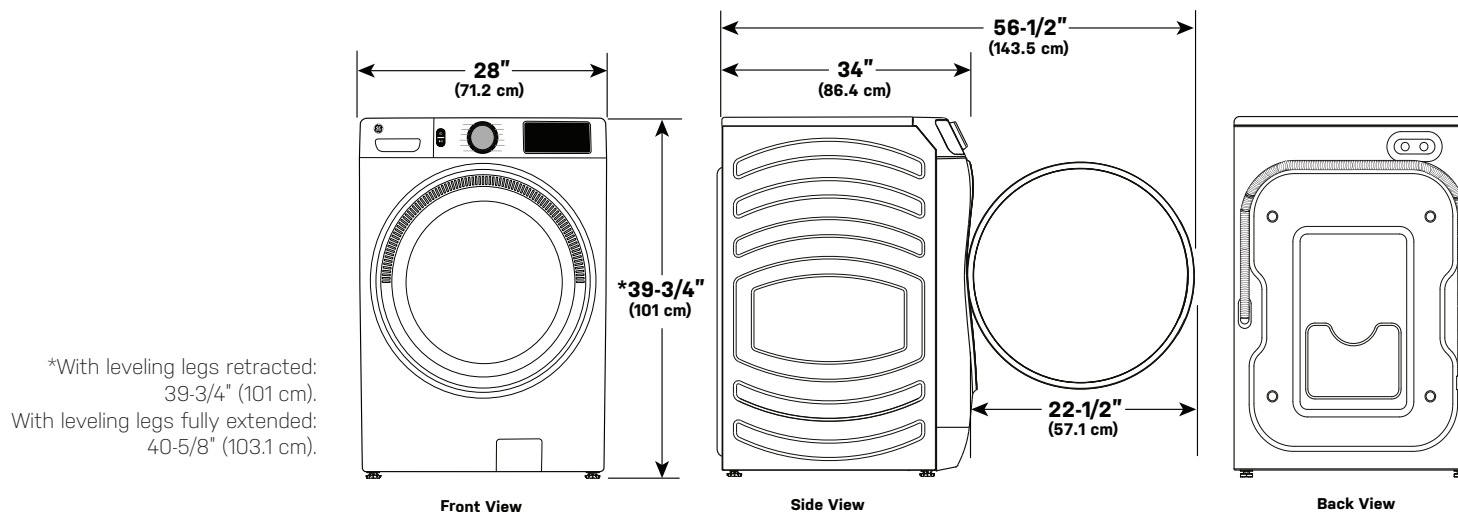
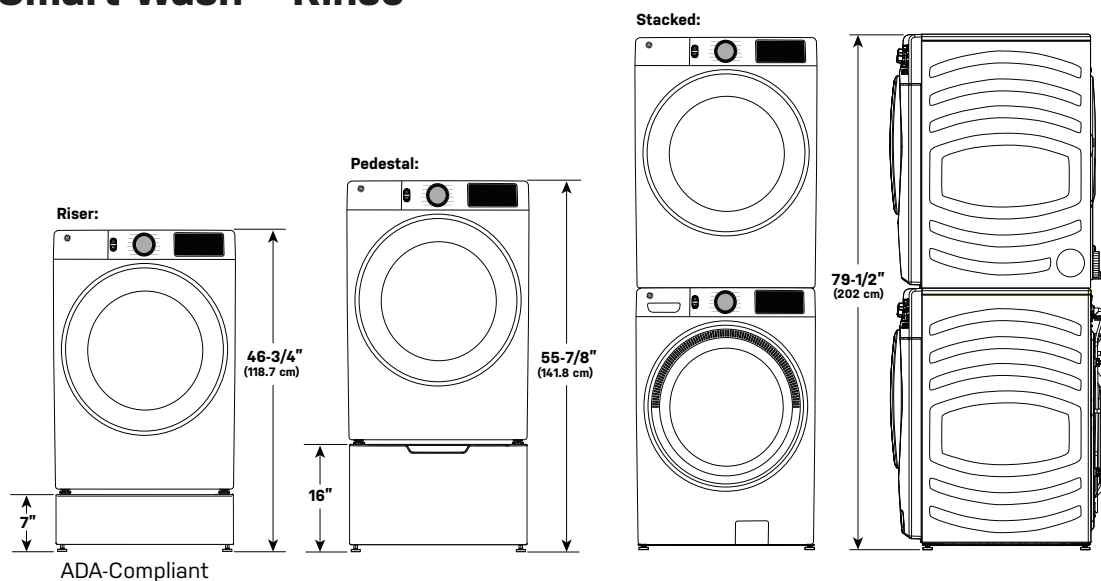
### DIMENSIONS AND INSTALLATION INFORMATION (IN INCHES)

ELECTRIC RATING	
120V	11.0A, 60HZ

**INSTALLATION INFORMATION:** For complete information, see installation instructions packed with your washer.

#### INCLUDED:

- Power Cord – up to 66" length
- Drain Hose – up to 60" length



For answers to your Monogram, Café™, GE Profile™ or GE Appliances product questions, visit our website at [geappliances.com](http://geappliances.com) or call GE Answer Center® Service, 800.626.2000.



Product Specification Created 6/24

# PFW955SPWGN/PFW955SPWDS

## GE Profile™ 5.5 cu. ft. Capacity Smart Front Load ENERGY STAR® Steam Washer with UltraFresh™ Vent System Plus and Smart Wash + Rinse

### SPECIAL INSTALLATION REQUIREMENTS:

#### STACKED INSTALLATION:

Brackets for stacking dryer over washer are not included with the washer. Order part no. GFA28KITN.

#### ALCOVE OR CLOSET INSTALLATION:

- Minimum clearances between washer cabinet and adjacent walls or other surfaces are: 0" all sides and top.\*
- Closet doors must be louvered or otherwise ventilated and must contain a minimum of 60 sq. in. of open area equally distributed. If this closet contains both a washer and a dryer, doors must contain a minimum of 120 sq. in. of open area equally distributed.

#### No other fuel-burning appliance shall be installed in the same closet with a gas dryer.

- If your washer is approved for installation in an alcove or closet, it will be stated on a label on the washer back.
- The dryer MUST be exhausted to the outside.

#### BATHROOM OR BEDROOM INSTALLATION:

- The installation must conform with the local codes, or in the absence of local codes, with the National Electric Code and National Plumbing Code, ANSI Z223 for gas dryers.

#### FOR MORE INFORMATION ON VENTING KITS AND ACCESSORIES, PLEASE CALL 1-800-GE-CARES.

\*For improved performance, a 1/2" clearance is suggested on each side.

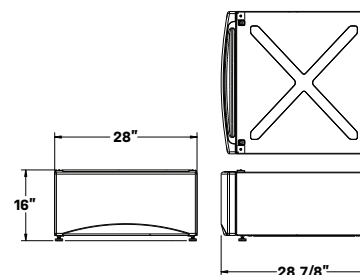
\*\*Accessories sold separately.

### WASHER ACCESSORIES\*\*

GE PART NUMBER	DESCRIPTION
WH97X38418	Metallic Touch-Up Paint (Jade Green) 0.6 oz.
WH97X38419	Non-Metallic Touch-Up Paint (Jade Green) 0.5 oz. pen
WR97X27706	Touch-up Paint (Carbon Graphite) 0.6 oz.
WH49X316	Drain Hose Extension
PM7X2	Universal Low-Profile Floor Tray (White)
WH41X10207	Fill Hose
WX17X10001CA	Vibration Pads
GFP1528PWGN	Pedestal (Jade Green)
GFP1528PTDS	Pedestal (Carbon Graphite)
GFR0728PWGN	Riser (Jade Green)
GFR0728PTDS	Riser (Carbon Graphite)
GFA28KITN	Stacking Kit
WX14X10011	6-ft. Stainless Steel Washer Hoses with 90° elbows; 2-pack

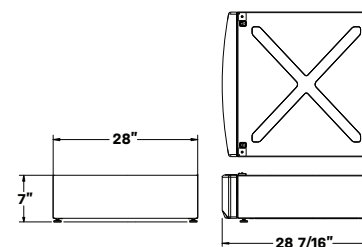
### WARRANTY

Labor Warranty	Limited 1-year entire appliance
Parts Warranty	Limited 1-year entire appliance Limited 10-year motor



#### PEDESTAL DIMENSIONS (IN INCHES)

The optional 16" pedestal raises the door opening and height of the washer or dryer.



#### RISER DIMENSIONS (IN INCHES)

The optional 7" riser raises the door opening and height of the washer or dryer while remaining ADA-compliant.



For answers to your Monogram, Café™, GE Profile™ or GE Appliances product questions, visit our website at [geappliances.com](http://geappliances.com) or call GE Answer Center® Service, 800.626.2000.



Product Specification Created 6/24

# PFW955SPWGN/PFW955SPWDS

## GE Profile™ 5.5 cu. ft. Capacity Smart Front Load ENERGY STAR® Steam Washer with UltraFresh™ Vent System Plus and Smart Wash + Rinse

### FEATURES AND BENEFITS

**ULTRAFRESH™ VENT SYSTEM+** – The first and only UltraFresh™ Vent System+ is enhanced with a sensor that detects and eliminates excess moisture to help prevent odors, ensuring your washer stays fresh and clean

**MICROBAN® ANTIMICROBIAL TECHNOLOGY** – Get protection that lives on load after load with antimicrobial technology built into components, including the gasket, dispenser and draining system

**LARGEST CAPACITY** – The largest front-load washing capacity\*

**SMART WASH & RINSE** – Through AI Learnings, sensors measure soil and detergent levels throughout the cycle and during the rinse to optimize wash and rinse times, deliver better fabric care and ensure a thorough clean

**ADAPTIVE SMARTDISPENSE™** – Save time and effort with a dispenser that holds enough detergent for up to 32 loads. Plus, scan the barcode on the detergent bottle with the SmartHQ™ app and the washer will dispense the right amount based on the type of detergent

**ADAPTIVE MYSETTINGS** – Through AI Learning, the washer and dryer can personalize your cycle selections automatically

**1 STEP WASH + DRY** – Wash and dry a small load in your washer, eliminating the need to transfer clothes to the dryer

**SMART FEATURES POWERED BY SMARTHQ™** – With SmartHQ™, you can make sure your washer always has the latest features, from extra cycles for jeans and swimwear to customized stain removal technology for treating up to 30 different stains. It also delivers remote status notifications and enables remote capabilities, so you can easily control and monitor your washer from anywhere

**QUICK WASH CYCLE** – Provides a fast 20-minute wash for lightly soiled items

**SANITIZE + ALLERGEN** – This industry-first cycle sanitizes fabrics to kill 99% of common bacteria and allergens such as dust mites

**DYNAMIC BALANCING TECHNOLOGY (dBT)** – Our patented time-saving technology senses and rebalances uneven loads during the spin cycle, providing a quiet wash

**POWERSTEAM** – Steam safely penetrates deep into fabric fibers, loosening stains and delivering enhanced cleaning performance

**REVERSIBLE DOOR** – Easily reverse your washer and dryer door for superior installation flexibility

**MORE ENERGY EFFICIENT; TIER 2 CERTIFIED** – This ENERGY STAR®-certified clothes washer also meets CEE Tier 2 specifications. Save on utility costs and reduce your environmental impact with our eco-friendly design. Experience efficient washing without compromising performance.

**Model PFW955SPWGN** – Jade Green

**Model PFW955SPWDS** – Carbon Graphite



\*Among front-load washing machines, 28" wide or less

For answers to your Monogram, Café™, GE Profile™ or GE Appliances product questions, visit our website at [geappliances.com](http://geappliances.com) or call GE Answer Center® Service, 800.626.2000.



Product Specification Created 6/24