

# GFT14ESSMWW

*GE® 4.1 Cu.Ft. Stainless Steel Capacity 24" Ventless Condenser Frontload Electric Dryer*

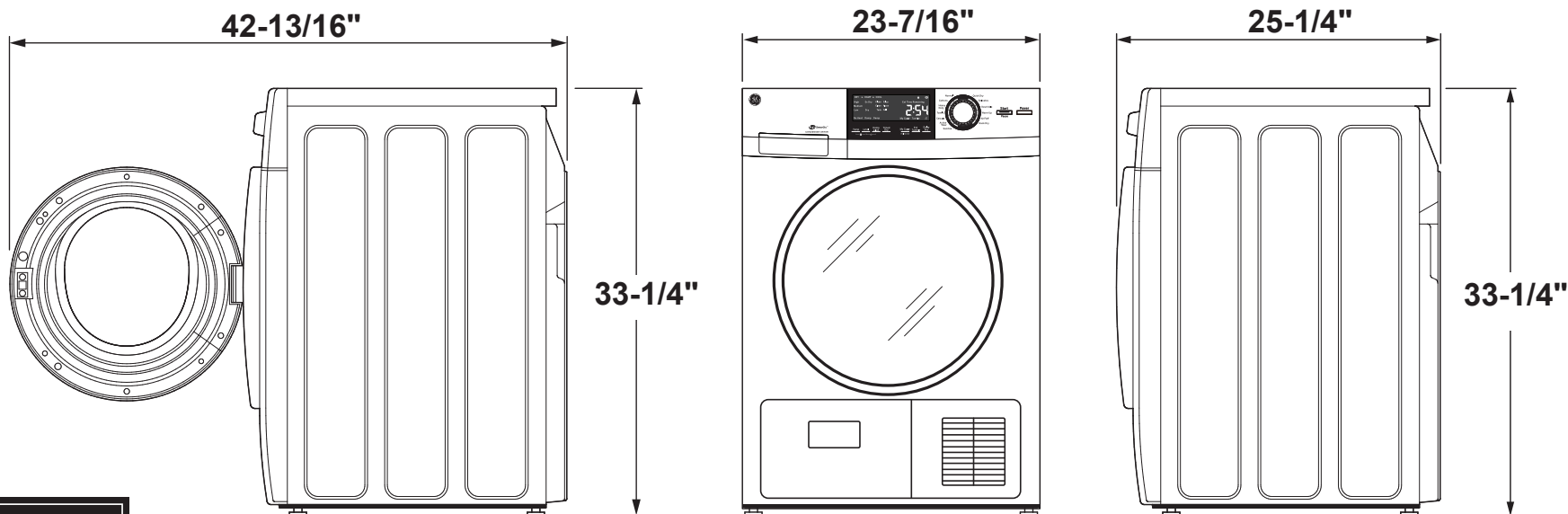
## DIMENSIONS AND INSTALLATION INFORMATION (IN INCHES)

ELECTRIC DRYER RATING	
240V	2800W, 12A, 60Hz
208V	9A, 60Hz

**CIRCUIT REQUIREMENTS:** An individual, properly grounded branch circuit, protected by a 30-amp circuit breaker or a time-delay fuse, is required.

**NOTE:** Dryer wall outlet must be located within 36" of service cord entry and accessible when dryer is mounted in position.

**INSTALLATION INFORMATION:** For complete information, see installation instructions packed with your dryer.



For answers to your GE Profile™ Series or GE Appliances product questions, visit our website at [geappliances.com](http://geappliances.com) or call GE Answer Center® Service, 800.626.2000.



Specification Revised 01/20

# GFT14ESSMWW

## GE® 4.1 Cu.Ft. Stainless Steel Capacity 24" Ventless Condenser Frontload Electric Dryer

### SPECIAL INSTALLATION REQUIREMENTS:

**ADA Compliance:** 4" ADA riser and drip pan for 24" frontload model: GAF140SSNWW

### ALCOVE OR CLOSET INSTALLATION:

Stacking Kit - GFA24KITL (not included)

If your dryer is approved for installation in an alcove or closet, it will be stated on a label on the dryer back.

Minimum clearances between dryer cabinet and adjacent walls or other surfaces are: 0" left and right sides, 1" top, 1" front and rear.

Minimum clearances between washer cabinet and adjacent walls or other surfaces are: 1" left and right sides, 1" top, 1" front and rear.

Closet doors must be louvered or otherwise ventilated and must contain a minimum of 60 sq. in. of open area equally distributed. If this closet contains both a washer and a dryer, doors must contain a minimum of 120 sq. in. of open area equally distributed.

No other fuel-burning appliance shall be installed in the same closet with a gas dryer.

### BATHROOM OR BEDROOM INSTALLATION:

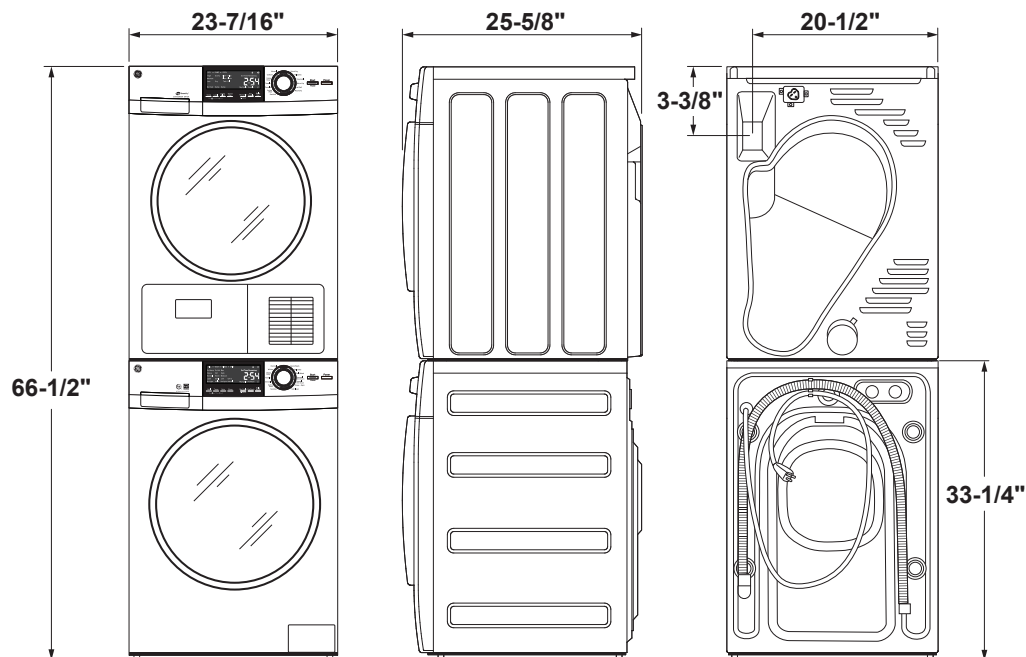
The installation must conform with the local codes, or in the absence of local codes, with the National Electric Code and National Fuel Gas Code, ANSI Z223 for gas dryers.

### MINIMUM CLEARANCE OTHER THAN ALCOVE OR CLOSET INSTALLATIONS:

Minimum clearances to combustible surfaces 0" both sides, 3" rear.

**FOR MORE INFORMATION ON VENTING KITS AND ACCESSORIES,  
PLEASE CALL 1-800-GE-CARES.**

### STACKED DIMENSIONS (IN INCHES)



For answers to your GE Profile™ Series or GE Appliances product questions, visit our website at [geappliances.com](http://geappliances.com) or call GE Answer Center® Service, 800.626.2000.



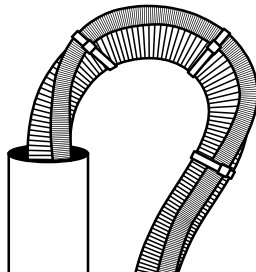
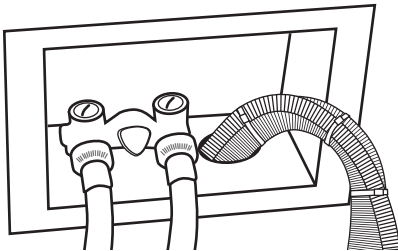
Specification Revised 01/20

# GFT14ESSMWW

## GE® 4.1 Cu.Ft. Stainless Steel Capacity 24" Ventless Condenser Frontload Electric Dryer

### DRAINING WATER OUT OF THE DRYER

- Two options are available to drain the water out.
  - Pump to a removeable water tank in the dryer.
  - Drain directly out of unit into a standpipe or washstand through the included drain hose.
- The dryer drain hose and wire ties are included.
- You must have a standpipe available to drain into.
- Your standpipe or washstand should be 36-58" off the ground or platform to accommodate both washer and dryer drains in all configurations.
- The dryer drain hose can drain alongside the washer hose. Do not push either drain hose into the standpipe any further than 4 inches. Pushing the drain hose further in the standpipe can cause leaking.
- For complete information, see the installation instructions packed with your dryer.



# GFT14ESSMWW

## GE® 4.1 Cu.Ft. Stainless Steel Capacity 24" Ventless Condenser Frontload Electric Dryer

### FEATURES AND BENEFITS

Ventless condenser dryer – Can be installed conveniently in a closet, placed under a counter or stacked in a corner without the need to vent externally

Stainless steel drum – Resists rust and helps protect clothes

HE Sensor Dry with dual thermistors – Continually monitors moisture and temperature to prevent clothing wear and tear due to over-drying and inconsistent heat

Electronic touch controls – Enjoy easy operation and cleanability with streamlined controls

Damp Alert – Alerts you when clothes are the ideal dampness for ironing, for perfectly wrinkle-free results

Extended Tumble – Tumble clothes without heat to help prevent creasing and wrinkling

Sanitize cycle – This option reduces certain types of bacteria by 99.8%

LED dryer interior light – Find that last sock in the dryer thanks to a bright, energy-efficient and long-lasting LED light

Dryer rack – Allows tumble-free drying of items like sneakers and stuffed animals

Quick Dry – Quickly dries items and small loads for families on the go

Model GFT14ESSMWW – White on white

