

## KM 2355 LP

### Gas cooktop

in maximum width for the best possible cooking and user convenience.



- Simple controls -single-handed operation via rotary dial control
- Modern design – 35 1/8 (892) in (mm) wide for flush-mounted installation
- Particularly versatile – 5 burners incl. 1 dual wok
- Extremely safe – GasStop function
- Easy cleaning – ComfortClean dishwasher-safe grates

EAN: 4002515301784 / Material number: 09456920 / Old Material Number: 26235561USA

Heating type	
Fuel type	Gas
Construction type	
Independent of oven	•
Design	
Cast iron pot rests (matte black enameled)	•
Miele logo embossed in stainless steel	•
Flush-mounted stainless steel cooktop	•
Ring features	
No. of rings	5
1st cooking zone/cooking area	
Position	front left
Type	Economy burner
Max. rating in W	1000
2nd cooking zone/cooking area	
Position	rear left
Type	High-speed burner
Max. rating in W	2700
3rd cooking zone/cooking area	
Position	Centered
Type	Dual wok burner
Max. rating in W	4500
4th cooking zone/cooking area	
Position	rear right
Type	Standard burner
Max. rating in W	1700
5th cooking zone/cooking area	
Position	front right
Type	Standard burner
Max. rating in W	1700
Control panel	
Operation via knobs	•
Electronic ignition with one-handed operation	•
Cleaning convenience	
Dishwasher-safe trivets	•
Safety	
GasStop	•
Technical data	
Dimensions (width) in in. (mm)	35 1/8 (892)
Dimensions (height) in in. (mm)	3 (75)
Built-in height with mains connection box in in. (mm)	3 5/8 (90)
Depth in in. (mm)	20 1/4 (512)
Cutout dimensions in mm (width) with surface-mounted installation	34 3/4 (880)
Cutout dimensions in mm (depth) with surface-mounted installation	19 3/4 (500)
Internal cutout dimensions in mm (depth) with flush installation	500
Weight in lbs. (kg)	41 (19)
External cutout dimensions in mm (width) with flush installation	892

KM 2355 LP

Gas cooktop

in maximum width for the best possible cooking and user convenience.



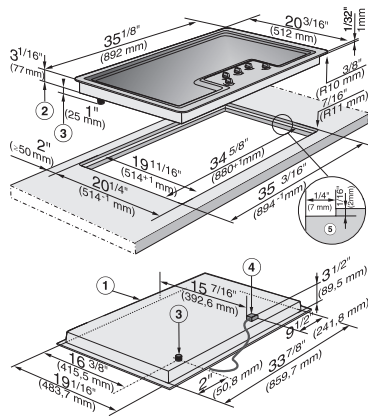
EAN: 4002515301784 / Material number: 09456920 / Old Material Number: 26235561USA

External cutout dimensions in mm (depth) with flush installation	512
Total connected load in kW	11.60
Internal cutout dimensions width in in. (mm) with flush installation	880
Power cord length in in. (m)	3 (1.2)
<b>Accessories supplied</b>	
Number of mains cables with plug	Yes
<b>Standard accessories</b>	
Jet set for liquid gas	•
Wok ring	•
Small trivet	•

## KM 2355 LP

### Gas cooktop

in maximum width for the best possible cooking and user convenience.

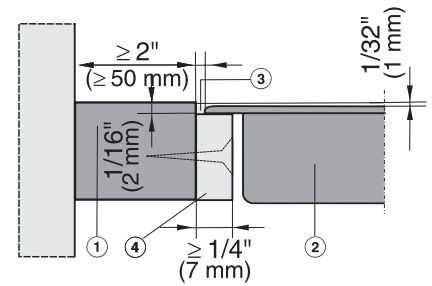


KM 2355 (Installation drawing)

1) Appliance front, 2) Installation height, 3) Power supply box with Connection cable, L = 4 ft (1.2 m), 4) Gas connection, Building-in information:; Flush mounted gas cooktops are only suitable for installation in granite, marble, or tiled or solid Wood countertops., The cooktop must be accessible from below for servicing purposes and to ensure that the seal around it is not dislodged. As the ceramic glass and the countertop cut-out have a certain dimensional tolerances, the size of gap can vary.

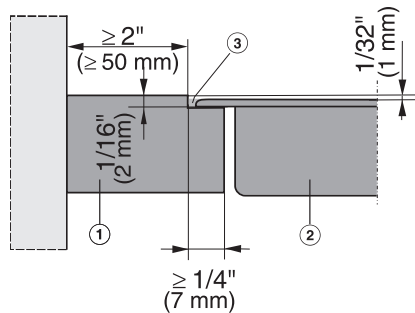
KM 2355 (Installation drawing) – Cut-outs for marble worktops – USA

5. Stepped cut-out, , Building-in information:; Flush mounted gas cooktops are only suitable for installation in granite, marble, or tiled or solid Wood countertops., The cooktop must be accessible from below for servicing purposes and to ensure that the seal around it is not dislodged. As the ceramic glass and the countertop cut-out have a certain dimensional tolerances, the size of gap can vary.



KM 2355 (Installation drawing) – Installation in solid wood or tiled worktops – USA

1) Countertop, 2) Cooktop, 3) Gap, 4) Wooden Frame 1/4" (7 mm) (to be provided on site), , Building-in information:; Flush mounted gas cooktops are only suitable for installation in granite, marble, tiled or solid wood countertops., The cooktop must be accessible from below for servicing purposes and to ensure that the seal around it is not dislodged., As the ceramic glass and the countertop cut-out have a certain dimensional tolerances, the size of gap can vary.



KM 2355 (Installation drawing) – Installation in granite and marble countertops – USA

1) Countertop, 2) Cooktop, 3) Gap, , Building-in information:; Flush mounted gas cooktops are only suitable for installation in granite, marble, tiled or solid wood countertops., The cooktop must be accessible from below for servicing purposes and to ensure that the seal around it is not dislodged., As the ceramic glass and the countertop cut-out have a certain dimensional tolerances, the size of gap can vary.