

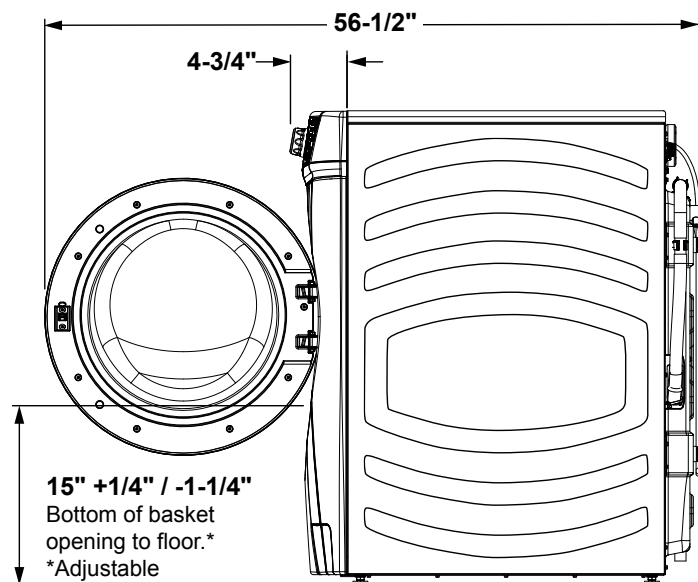
PFW950SPTDS

GE Profile™ 5.3 cu. ft. Capacity Smart Front Load ENERGY STAR® Steam Washer with Adaptive SmartDispense™ UltraFresh™ Vent System+ with OdorBlock™

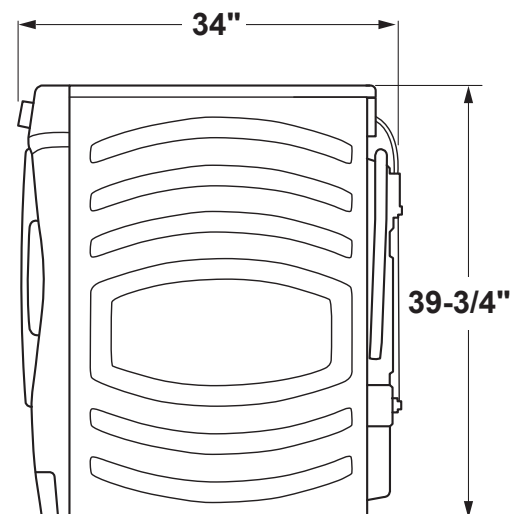
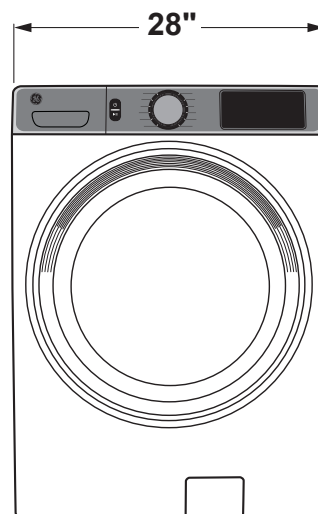
DIMENSIONS AND INSTALLATION INFORMATION (IN INCHES)

ELECTRIC RATING	
120V	11.0A, 60Hz

INSTALLATION INFORMATION: For complete information, see installation instructions packed with your washer.



*With leveling leg adjust.



For answers to your Monogram, GE Café™, GE Profile™ or GE Appliances product questions, visit our website at geappliances.com or call GE Answer Center® Service, 800.626.2000.



Specification Revised 6/22

PFW950SPTDS

GE Profile™ 5.3 cu. ft. Capacity Smart Front Load ENERGY STAR® Steam Washer with Adaptive SmartDispense™ UltraFresh™ Vent System+ with OdorBlock™

SPECIAL INSTALLATION REQUIREMENTS:

STACKED INSTALLATION:

-Brackets for stacking dryer over washer are not included with the washer. Order part no. GFA28KITN.

ALCOVE OR CLOSET INSTALLATION:

- If your dryer is approved for installation in an alcove or closet, it will be stated on a label on the dryer back.
- The dryer MUST be exhausted to the outside.
- Minimum clearances between dryer cabinet and adjacent walls or other surfaces are: 0" all sides and top.*
- Closet doors must be louvered or otherwise ventilated and must contain a minimum of 60 sq. in. of open area equally distributed. If this closet contains both a washer and a dryer, doors must contain a minimum of 120 sq. in. of open area equally distributed.
- No other fuel-burning appliance shall be installed in the same closet with a gas dryer.

BATHROOM OR BEDROOM INSTALLATION:

- The dryer MUST be exhausted to the outdoors.
- The installation must conform with the local codes, or in the absence of local codes, with the National Electric Code and National Fuel Gas Code, ANSI Z223.

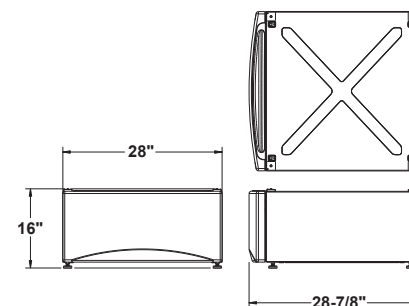
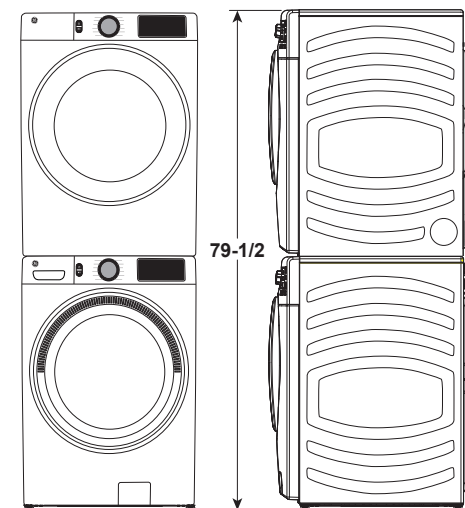
MINIMUM CLEARANCE OTHER THAN ALCOVE OR CLOSET INSTALLATIONS:

- Minimum clearances to combustible surfaces 0" all sides and top.*

FOR MORE INFORMATION ON VENTING KITS AND ACCESSORIES, PLEASE CALL 1-800-GE-CARES.

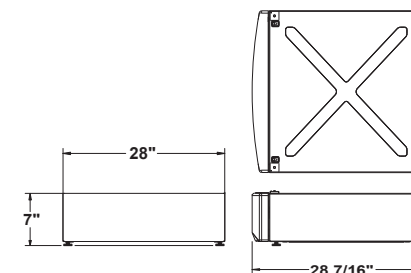
*For improved performance, a 1/2" clearance is suggested on each side.

STACKED DIMENSIONS (IN INCHES)



PEDESTAL DIMENSIONS (IN INCHES) GFP1528PTDS - CARBON GRAPHITE

This optional 16" pedestal raises the door opening and height of the washer or dryer.



RISER DIMENSIONS (IN INCHES) GFR0728PTDS - CARBON GRAPHITE

This optional 7" riser raises the door opening and height of the washer or dryer while remaining ADA compliant.



For answers to your Monogram, GE Café™, GE Profile™ or GE Appliances product questions, visit our website at geappliances.com or call GE Answer Center® Service, 800.626.2000.

Specification Revised 6/22

PFW950SPTDS

GE Profile™ 5.3 cu. ft. Capacity Smart Front Load ENERGY STAR® Steam Washer with Adaptive SmartDispense™ UltraFresh™ Vent System+ with OdorBlock™

FEATURES AND BENEFITS

UltraFresh™ Vent System+ – The first and only UltraFresh™ Vent System+ is enhanced with a sensor that detects and eliminates excess moisture to help prevent odors, ensuring your washer stays fresh and clean.

Microban® Antimicrobial Technology – Get protection that lives on load after load with antimicrobial technology built into components including the gasket, dispenser, and draining system.

Adaptive SmartDispense™ – Save time and effort with a dispenser that holds up to 50 oz. of detergent and intelligently dispenses the right amount based on your choice of detergent.

Smart Features Powered by SmartHQ™ – With SmartHQ™, you can make sure your washer always has the latest features, from extra cycles for jeans and swimwear, to customized stain removal technology for treating up to 30 different stains. It also delivers remote status notifications and enables remote capabilities, so you can easily control and monitor your washer from anywhere.

1 Step Wash + Dry – Wash and dry a small load in your washer, eliminating the need to transfer clothes to the dryer.

Adaptive MySettings – By learning your preferences, the washer and dryer personalize your cycle selections automatically.

Sanitize + Allergen – This industry-first cycle sanitizes fabrics to kill 99% of common bacteria and allergens such as dust mites.

Dynamic Balancing Technology (dBt™) – Our patented time saving technology senses and rebalances uneven loads during the spin cycle, providing a quiet wash.

Reversible Door – Easily reverse your washer and dryer door for superior installation flexibility.

PowerSteam – Steam safely penetrates deep into fabric fibers, loosening stains and delivering enhanced cleaning performance.

ENERGY STAR® Qualified – Meets or exceeds federal guidelines for energy efficiency for year-round energy and money savings.

Model PFW950SPTDS – Carbon Graphite

