



MDD3050PE/S/P

FEATURES

Distributes heat evenly with no hot or cold spots, allowing for oven-like operation

Utilizes 900 watts of power to cook meals with delicious results

Select from 10 power levels, a warming mode, and sensor cooking

Rely on quick-start controls for tasks like melting, softening, defrosting, and making popcorn

Let the microwave do the cooking with intuitive Gourmet Mode settings

The 8" full-color LCD touchscreen has an interface and aesthetics similar to other Wolf appliances for a cohesive user experience

The interface is easily customizable and intuitive, with on-screen messaging to guide you through the various modes and features

Soft-open and -close door provides the luxury feel Wolf is known for

The elegant, modern design, drop-down door, and built-in style coordinate seamlessly with a full suite of similarly styled Sub-Zero, Wolf, and Cove appliances

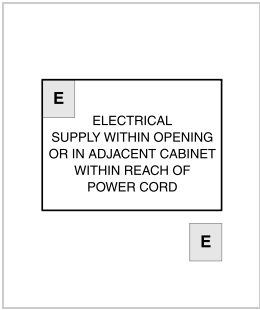




PRODUCT SPECIFICATIONS

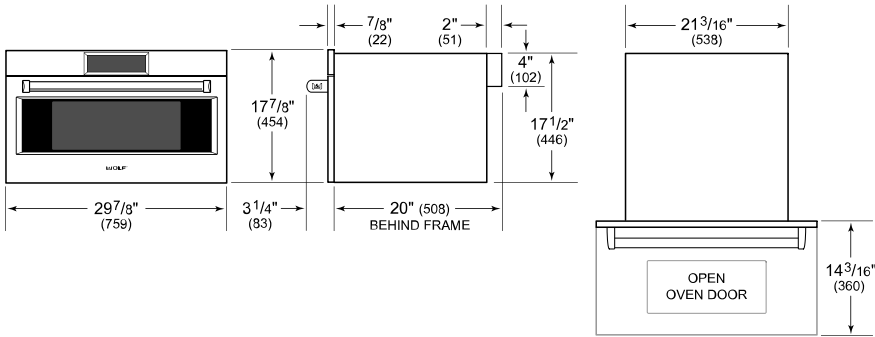
Model	MDD3050PE/S/P
Dimensions	29 7/8"W x 17 7/8"H x 20"D
Capacity	1.6 cu. ft.
Door Clearance	14 3/16"
Weight	83 lbs
Electrical Supply	120 VAC, 60 Hz
Electrical Service	15 amp dedicated circuit
Power Cord Length	4 Feet
Receptacle	3-prong grounding-type

ELECTRICAL

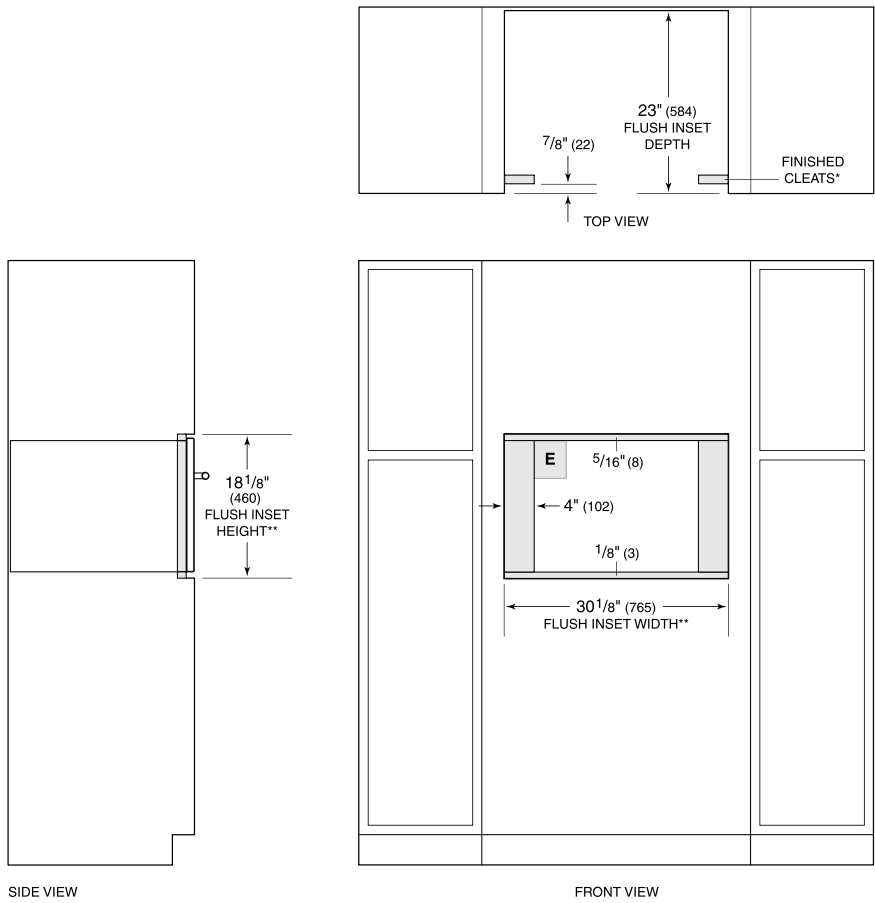


NOTE: Dimensions in parenthesis are in millimeters unless otherwise specified

DIMENSIONS



FLUSH INSTALLATION



*Will be visible and should be finished to match cabinetry.
**Dimension provides minimum reveals.