

## 6.3 cu. ft. Electric Slide-in Range

- EasyClean®
- 2 Dual Elements (UltraHeat™)
- Slide-in Design
- 6.3 cu ft. Large Capacity



### COLOR AVAILABILITY

- LSEL6330S – Stainless Steel

### CAPACITY

Oven Capacity	6.3 cu. ft.
---------------	-------------

### OVEN FEATURES

Convection System	No
Oven Cooking Modes	Warm, Bake, Broil, EasyClean®
Infrared Heating™ System	No
Air Sous Vide	No
Built-in Air Fry	No
Temperature Probe	No
Oven Racks	2 Standard
Number of Rack Positions	7
Broil Element	2,600W
Bake Element	2,300W
EasyClean®	Yes
Self Clean	No
GoCook Smart Oven Light	No
Door Lock	No
Automatic Safety Shut-Off	No

### COOKTOP FEATURES

Cooktop Type	Radiant
Number of Elements	4
Element Size / Wattage	
Left Front	Dual 9" / 6" - 3,200W / 1,400W (UltraHeat™)
Left Rear	6" / 1,200W
Center	—
Right Front	Dual 9" / 6" - 3,200W / 1,400W (UltraHeat™)
Right Rear	6" / 1,200W
Hot Surface LED Indicator	Yes

### CONTROLS

Cooktop Control Type	Front Knobs
Oven Control Type	Front Knob
Display	No
Language	English

Kitchen Timer	No
Timed Cook	No
Clock	No
Temperature Unit of Measure	°F
Cooking Complete Reminder Volume	No
Oven Control Lock	No

### CONVENIENCE

Storage Drawer	No
ADA Compliant	Yes
Sabbath Mode	No

### SMART FEATURES

Wi-Fi Enabled	No
ThinQ® Technology	No
SmartDiagnosis™	No
NFC Tag On	No

### FINISHES AND APPEARANCE

Fingerprint & Smudge Resistant Exterior	No
Cooktop Finish	Black Ceramic Glass w/Gray Pattern
Handle / Knobs	Stainless Steel Appearance
Oven Door Feature	WideView™ Window

### TECHNICAL SPECS

Required Power Supply	120/208-240 V, 60 Hz, 3-Wire or 4-Wire
Minimum Circuit Rating	40 Amp
kW Rating at 208V	8.6 kW
kW Rating at 240V	11.4 kW
Power Cord	Not Included
Electrical Receptacle	4-Wire (14-50R) 3-Wire (10-50R)
Power Outlet Location	See Installation Diagram

## INCLUDED ACCESSORIES

2 Standard Racks, Rear Filler Kit, Anti-tip Kit

## OPTIONAL ACCESSORIES

Slide-in Range Filler Kit (Side Gaps) LSFL301S

## DIMENSIONS / CLEARANCES / WEIGHTS

Product Dimensions (W x H x D w/Handle) 29 7/8" x 37 1/4" x 29 7/32"

Product Height to Cooking Surface 36"

Cutout Dimensions (W x H x D) 30" x 36" x 25"

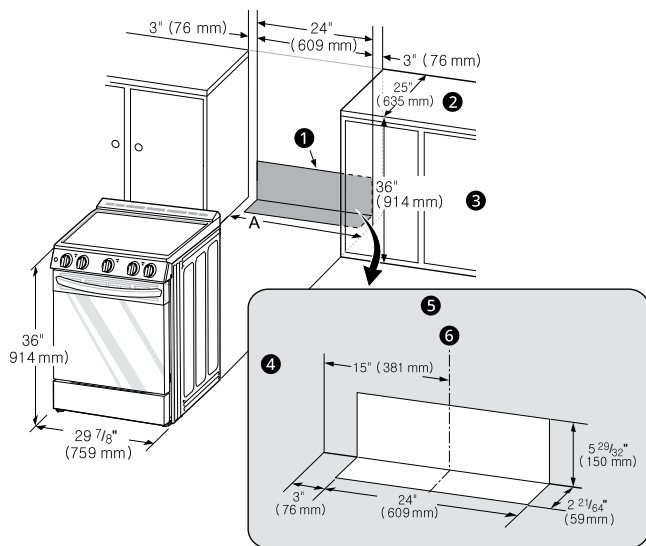
Carton Dimensions (W x H x D) 32 1/2" x 44" x 30 1/2"

Approx. Weight (Carton) 162 lbs.

## LIMITED WARRANTY

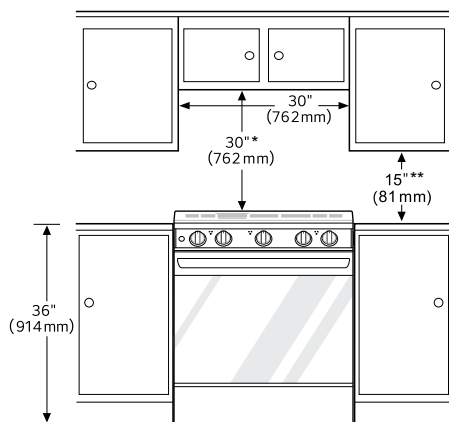
Parts and Labor 1 Year

## DIMENSIONS / CLEARANCES



## DIMENSIONS / CLEARANCES

A	Cabinet Opening – 30" (762 mm)
1	Acceptable electrical outlet area
2	Normal counter top depth
3	Counter top height
4	Cabinet
5	Wall
6	Center

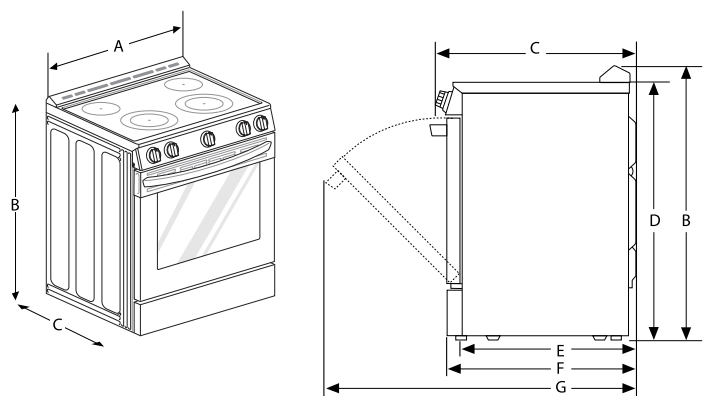


## MINIMUM DIMENSIONS

\*30" (76.2 cm) minimum clearance between the top of the cooking surface and the bottom of an unprotected wood or metal cabinet; or 24" (60.9 cm) minimum when bottom of wood or metal cabinet is protected by not less than 1/4" (6.4 cm) flame retardant millboard covered with not less than no. 28 MSG sheet steel, 0.015" (0.381 mm) stainless steel, 0.024" (0.610 mm) aluminum or 0.020" (0.508 mm) copper.

\*\*15" (38.1 cm) minimum between countertop and adjacent cabinet bottom.

DIMENSIONS / CLEARANCES



DIMENSIONS / CLEARANCES

A	Width	29 7/8" (758.8 mm)
B	Height	37 1/4" (946 mm)
C	Depth (Includes Door Handle)	29 7/32" (742 mm)
D	Height (Excludes Vent Trim)	36" (914 mm)
E	Depth (Includes only the product body that is loaded into the cabinet. Excludes door and handles)	24 25/32" (628.4 mm)
F	Depth (Excludes Door Handle)	26 27/32" (682 mm)
G	Depth when door is fully opened	48 5/8" (1235.9 mm)