

Combination Oven, 30" HBL5751UC



The Bosch Speed Microwave Combination Oven Features Heavy Metal Stainless Steel Knobs.

- **3D Hotair:** even heat distribution for perfect results on up to three levels.
- **Speed Oven:** located in the upper cavity, the oven combines the best of both worlds. It is a 2 in 1 microwave and convection oven.
- **Combination Wall Oven:** provides our signature wall oven on the bottom, along with the flexibility of a different type of oven on top.

UPC code: 825225906506
 Product color: Stainless Steel
 Energy source: Electric
 Watts: 9600 W
 Fuse protection: 40 A
 Volts: 208-240 V
 Frequency: 60 Hz
 Power Cord Length: 50"
 Plug Type: No Plug
 Required Cutout Size (HxWxD) (in): 48 5/8" x 28 1/2" x 23 1/2"
 Overall Appliance Dimensions (HxWxD) (in): . 49" x 29 3/4" x 24 1/2"
 Product Packaging Dimensions (HxWxD): 55 3/4" x 34" x 31 1/2"
 Net Weight: 302.000 lbs
 Gross Weight: 328.000 lbs
 Included Accessories: 2 x oven racks /lower



2 x oven racks /lower

HEZTR301 Telescopic Oven Rack 30"

Combination Oven, 30" **HBL5751UC**

The Bosch Speed Microwave Combination Oven Features Heavy Metal Stainless Steel Knobs.

- Speed Microwave Oven: For Additional Details Please Review SKU HMC80251UC

Design

- Industrial-style design heavy-duty metal knobs have a premium look and feel

Performance

- 11 Specialized Cooking Modes - Gourmet Cooking Made Easy
- Custom Cooking Modes: Pizza, Pie, Warm and Proof
- Genuine European Convection for Even Baking Results on Multiple Racks.
- Temperature Conversion for Convection Cooking

Efficiency

- EcoClean™ 2-Hour Self-Clean Cycle

Convenience

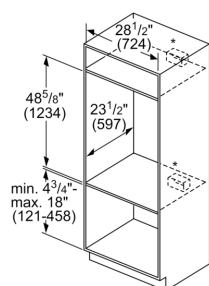
- One Oven Light to Better Monitor Cooking Progress
- Extra Large Door Window for Easy Monitoring of Cooking Process
- Star-K Certified. Temperature Range: 100° - 450° F

Capacity

- Large Capacity at 4.6 Cu Ft.
- Recessed 8 Pass Broil Element for Increased Capacity and Safety

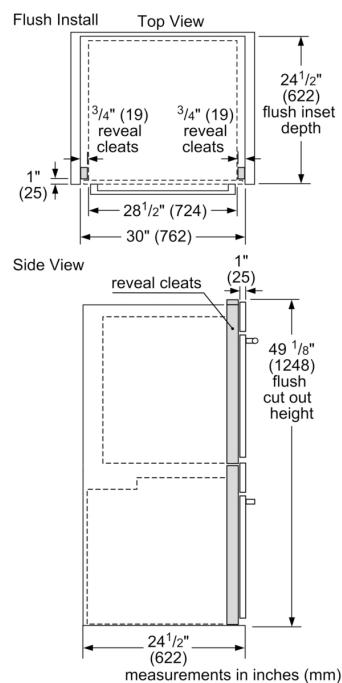
Combination Oven, 30"

HBL5751UC



* Junction box may be installed above, below, or to the left or right of the unit within range of the power conduit.

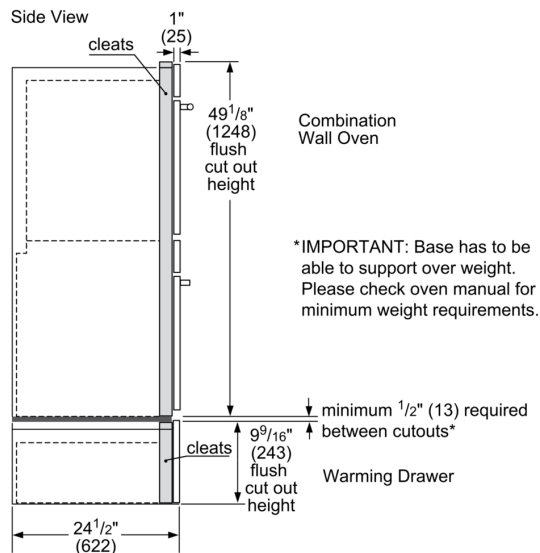
measurements in inches (mm)



measurements in inches (mm)

Flush Installation Combination Oven over Storage or Warming Drawer

Side View



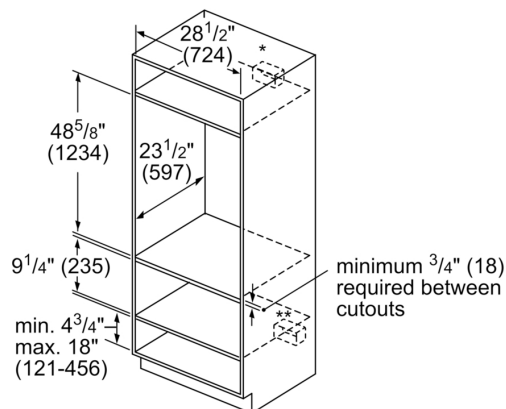
*IMPORTANT: Base has to be able to support over weight. Please check oven manual for minimum weight requirements.

minimum 1/2" (13) required between cutouts*

Warming Drawer

Measurements in inches (mm)

Standard Installation Combination Oven over Storage or Warming Drawer



* Wall oven junction box may be located above or right or left of the unit within reach of the power conduit.

** Electrical hook up may be located below (depending on space) or next to the drawer within the reach of the power cord.

Measurements in inches (mm)