



30" SINGLE ELECTRIC BUILT-IN OVEN

BWOS30200SS



FEATURES

- Multi-Color LED Display with Sensitive Touch Control
- Easy Grip Stainless Steel Handle
- Pyro Proof Black Enamel Cavity
- Telescopic Roller-Rack
- Two Halogen Lamp Illuminations

GENERAL

Type	Built-In
Size	30"
Finish	Stainless Steel
Control Type	Electronic Controls with Multi-Color LED Display
Control Key Lock	Yes
ConvectionType	True European Convection
Handle Design	Stainless Steel

FUNCTIONS

Bake	Yes
Broil	Yes
Convection Broil	Yes
Convection Roast	Yes
Roast	Yes
Covection Bake	Yes
Bread Proof	Yes
Pizza	Yes
Warm Keeping	Yes

FEATURES

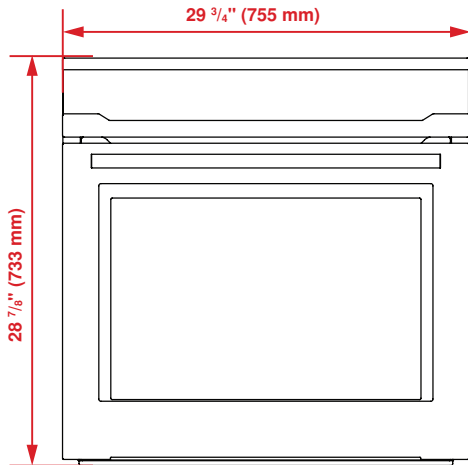
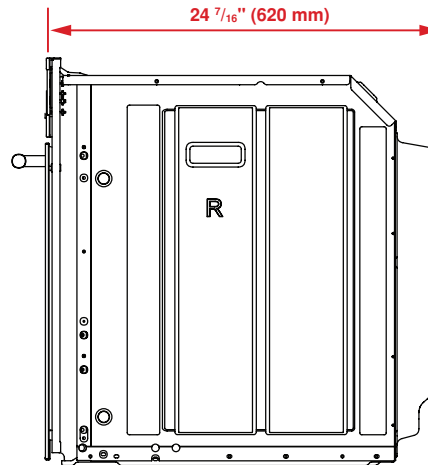
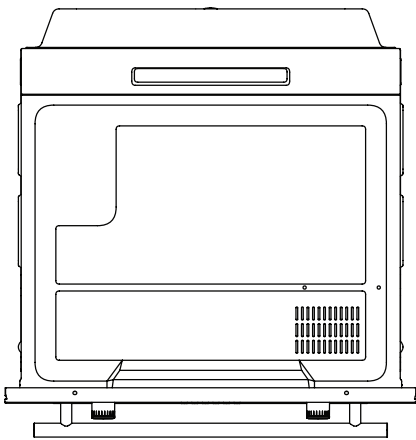
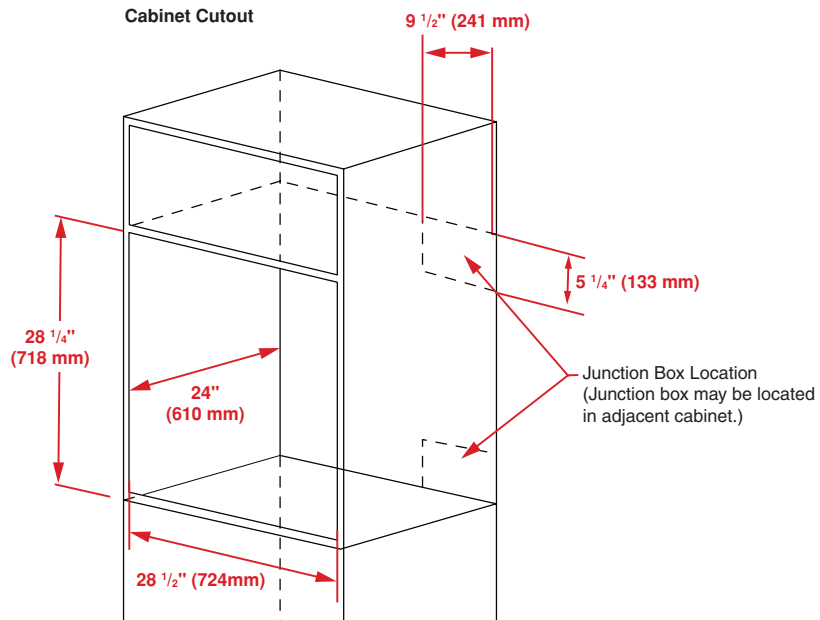
Self Clean	Yes
Sabbath Mode	Yes
Booster	Yes
Interior Illumination	2 x Halogen Light
Oven Enamel Color	Black
Oven Rack Positions	6
Chromed racks	3
Telescopic Roller-Rack	1 (Lowest Position)
Temperature Probe	Yes
Door Cooling System	3-Pane Heat-resistant Glass
Oven Capacity	3.9 cu. ft.

DIMENSIONS / WEIGHT

Product (H x W x D) (in)	28 ⁷ / ₈ x 29 ³ / ₄ x 24 ⁷ / ₁₆
Depth (Incl. Handle) (in)	27
Depth (w/o Handle) (in)	24 ⁷ / ₁₆
Required Cutout Size -Standard (H x W x D) (in)	27 min. - 28 ⁵ / ₈ max. x 28 ¹ / ₂ x 23 ⁵ / ₈
Required Cutout Size - Flush (H x W x D) (in)	29 ¹ / ₈ x 30 x 24 ⁵ / ₈
Product Weight (lbs)	89.6

TECHNICAL INFORMATION

Volts / Frequency	220-240V 60Hz
Min Amps(A)	20 A
Power Cord	Direct Wire into "J" Box
Power Cord Install Length from Edge of Unit	4 ft.
Total Power	3.7 kW

**30" SINGLE ELECTRIC BUILT-IN OVEN****BWOS30200SS****Dimensions and Installation****Front****Side****Top****Cabinet Cutout**

If installing in lower cabinet, leave 4" (102mm) min clearance below.

NOTE TO THE INSTALLER: All height, width and depth dimensions are shown in inches (as well as metric). Beko US Inc. reserves the absolute and unrestricted right to change product materials and specifications, at any time, without notice. Please visit our website www.blombergappliances.com or call 888-352-2356 to verify the latest specifications with final dimensional data and other details prior to installation and making a cutout. Applicable product limited warranty information may be found in accompanying product materials or you may contact your account manager for further details. Proper installation is the responsibility of the installer. Product failure due to improper installation is not covered under the Limited Warranty.